

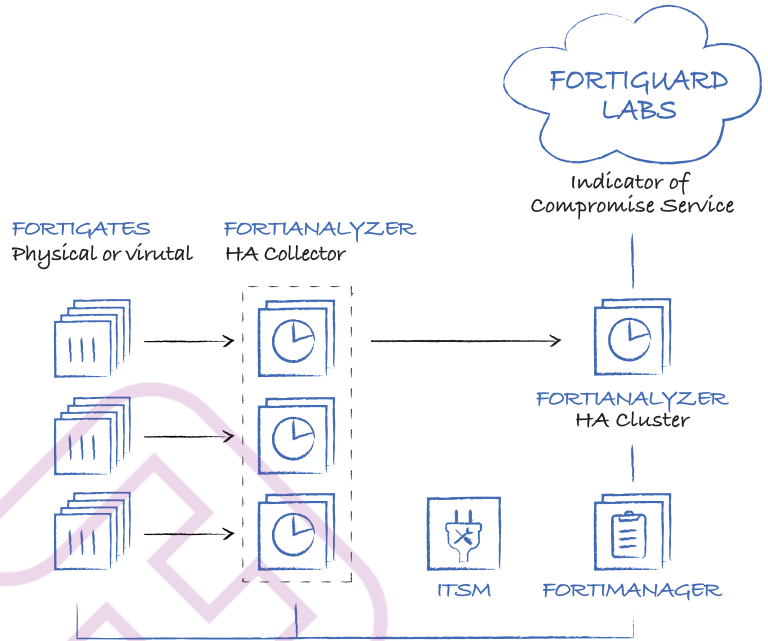
DATA SHEET

# FortiAnalyzer

Security-Driven Analytics & Log Management

FortiAnalyzer provides deep insights into advanced threats through **Single-Pane Orchestration, Automation & Response** for your entire attack surface to reduce risks and improve your organization’s overall security.

Integrated with **Fortinet’s Security Fabric**, FortiAnalyzer simplifies the complexity of analyzing and monitoring new and emerging technologies that have expanded the attack surface, and delivers **end-to-end visibility**, helping you identify and eliminate threats.



## Advanced Threat Detection & Correlation

allows Security & Network teams to immediately identify and respond to network security threats across the infrastructure.



## Automated Workflows & Compliance Reporting

provides customizable dashboards, reports and advanced workflow handlers for both Security & Network teams to accelerate workflows & assist with regulation and compliance audits.



**Scalable Log Management** collects logs from FortiGate, FortiClient, FortiManager, FortiSandbox, FortiMail, FortiWeb, FortiAuthenticator, Generic syslog and others. Deploy as an individual unit or optimized for a specific operation and scale storage based on retention requirements.

## Key Features

### End-to-end visibility

- Event correlation, threat detection and Indicator of Compromise (IOC) service reduce time-to-detect and identify threats

### Fortinet Security Fabric integration

- Correlates with logs from FortiClient, FortiSandbox, FortiWeb, and FortiMail for deeper visibility and critical network insights

### Enterprise-grade high availability

- Automatically back-up FortiAnalyzer DB's (up to 4 node cluster) that can be geographically dispersed for disaster recovery

### Security automation

- Reduce complexity and leverage automation via REST API, scripts, connectors, and automation stitches to expedite security response

### Multi-tenancy and administrative domains (ADOMs)

- Separate customer data and manage domains leveraging ADOMs to be compliant and operationally effective

### Flexible deployment options & archival storage

- Supports deployment of appliance, VM, hosted or cloud. Use AWS, Azure or Google to archive logs as a secondary storage

# Feature Highlights

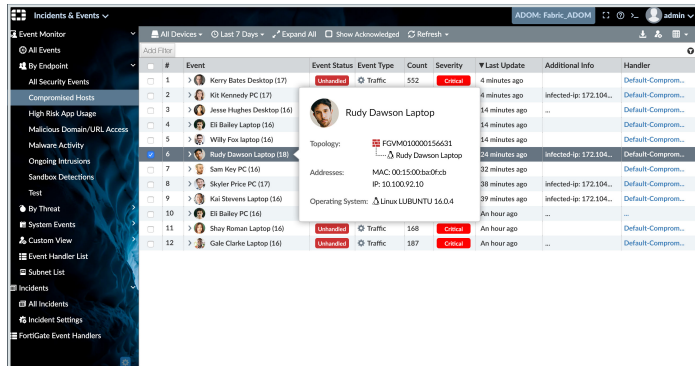
## Security Operations Center (SOC)

FortiAnalyzer’s SOC management center helps secure your overall network by providing actionable views of log and threat data. Protect your network, web sites, applications, databases, servers and data centers, and other technologies, with centralized monitoring, awareness of the threats, events and network activity, using predefined and customized dashboards delivered through a single-pane-of-glass interface for easy integration into your Security Fabric.

## Incident Detection & Response

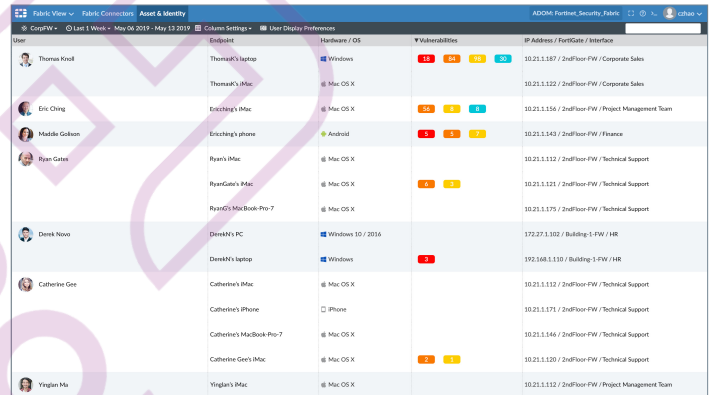
FortiAnalyzer’s Automated Incident Response capability improves Management & Analytics with a focus on event management and identification of compromised endpoints. Improved default and custom event handlers can be used to detect malicious and suspicious activities on the spot. Integration of events with the FOS automation framework for automated actions such as endpoint quarantine or blacklist IPs. Incident detection and tracking, as well as evidence collection and analysis, are streamlined through integration with ITSM platforms, helping to bridge gaps in your Security Operations Center and reinforce your Security Posture.

Event handlers enable quick detection, automated correlation and connected remediation with incident management to simplify log analysis and threat identification across your Fortinet Security Fabric. Create event handlers for FortiGate, FortiCarrier, FortiCache, FortiMail, FortiManager, FortiWeb, FortiSandbox devices, and syslog servers. Define what messages to extract from logs and display in events and send alerts for event handlers via email address, webhook, SNMP community, or syslog server.



## Indicators of Compromise

The Indicators of Compromise (IOC) summary shows end users with suspicious web usage compromises. It provides information such as end users’ IP addresses, hostname, group, OS, overall threat rating, a Map View, and a number of threats that you can drill down to view the details. Analysts can re-scan historical logs for threat hunting, and identify threats based on new intelligence. To generate the Indicators of Compromise, FortiAnalyzer checks web filter, DNS and traffic logs of each end-user against its threat database. When a threat match is found, a threat score is given to the end-user. FortiAnalyzer aggregates the threat scores of an end-user and gives its verdict of the end user’s overall Indicators of Compromise. The Indicators of Compromise summary is produced through logs from the FortiGate devices and FortiAnalyzer subscription to FortiGuard to keep its local threat database synced with the FortiGuard threat database.



## Reports

FortiAnalyzer provides 39+ built-in templates that are ready to use, with sample reports to help identify the right report for you. You can generate custom data reports from logs by using the Reports feature. Run reports on-demand or on a schedule with automated email notifications, uploads and an easy to manage calendar view. Create custom reports with the 300+ built-in charts and datasets ready for creating your custom reports, with flexible report formats include PDF, HTML, CSV, and XML.

## Feature Highlights

### Log Forwarding for Third-Party Integration

You can forward logs from a FortiAnalyzer unit to another FortiAnalyzer unit, a syslog server, or a Common Event Format (CEF) server. The client is the FortiAnalyzer unit that forwards logs to another device. The server is the FortiAnalyzer unit, syslog server, or CEF server that receives the logs. In addition to forwarding logs to another unit or server, the client retains a local copy of the logs. The local copy of the logs is subject to the data policy settings for archived logs. Logs are forwarded in real-time or near real-time as they are received. Forwarded content files include: DLP files, antivirus quarantine files, and IPS packet captures.

### Analyzer-Collector Mode

You can deploy in Analyzer mode and Collector mode on different FortiAnalyzer units and make the units work together to improve the overall performance of log receiving, analysis, and reporting. When FortiAnalyzer is in Collector mode, its primary task is forwarding logs of the connected devices to an Analyzer and archiving the logs. The Analyzer offloads the log-receiving task to the Collector so that the Analyzer can focus on data analysis and report generation. This maximizes the Collector's log receiving performance. (Figure 4)

### FortiAnalyzer-VM

FortiAnalyzer-VM integrates network logging, analysis, and reporting into a single system, delivering increased knowledge of security events throughout a network. Utilizing virtualization technology, FortiAnalyzer-VM is a software-based version of the FortiAnalyzer hardware appliance and is designed to run on many virtualization platforms. It offers all the features of the FortiAnalyzer hardware appliance.

FortiAnalyzer-VM provides organizations of any size with centralized security event analysis, forensic research, reporting, content archiving, data mining, malicious file quarantining and vulnerability assessment. Centralized collection, correlation, and analysis of geographically and chronologically diverse security data from Fortinet appliances and third-party devices deliver a simplified, consolidated view of your security posture.

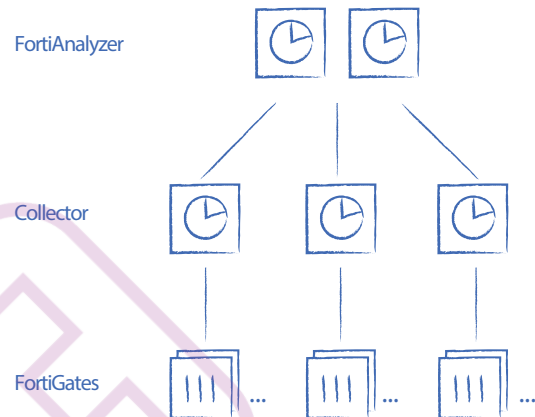
## Specifications

FORTIANALYZER VIRTUAL APPLIANCES	FAZ-VM-BASE	FAZ-VM-GB1	FAZ-VM-GB5	FAZ-VM-GB25	FAZ-VM-GB100	FAZ-VM-GB500	FAZ-VM-GB2000
<b>Capacity and Performance</b>							
GB/Day of Logs	1 incl.*	+1	+5	+25	+100	+500	+2,000
Storage Capacity	500 GB	+500 GB	+3 TB	+10 TB	+24 TB	+48 TB	+100 TB
Devices/VDOMs (Maximum)	10,000	10,000	10,000	10,000	10,000	10,000	10,000
FortiGuard Indicator of Compromise (IOC)	✓	✓	✓	✓	✓	✓	✓
<b>Hypervisor Requirements</b>							
Hypervisor Support	VMware ESX/ESXi 5.0/5.1/5.5/6.0/6.5/6.7, Microsoft Hyper-V 2008 R2/2012/2012 R2/2016, Citrix XenServer 6.0+ and Open Source Xen 4.1+, KVM on Redhat 6.5+ and Ubuntu 17.04, Nutanix AHV (AOS 5.10.5), Amazon Web Services (AWS), Microsoft Azure, Google Cloud (GCP), Oracle Cloud Infrastructure (OCI), Alibaba Cloud (AliCloud)						
Network Interface Support (Minimum / Maximum)	1 / 4						
vCPUs (Minimum / Maximum)	2 / Unlimited						
Memory Support (Minimum / Maximum)	4 GB / Unlimited						

\* Unlimited GB/Day when deployed in collector mode

### Multi-Tenancy with Flexible Quota Management

Time-based archive/analytic log data policy per Administrative Domain (ADOM), automated quota management based on the defined policy, and trending graphs to guide policy configuration and usage monitoring.



# Specifications



	FORTIANALYZER 200F	FORTIANALYZER 300F	FORTIANALYZER 400E
<b>Capacity and Performance</b>			
GB/Day of Logs	100	150	200
Analytic Sustained Rate (logs/sec)*	3000	4500	6,000
Collector Sustained Rate (logs/sec)*	4500	6,750	9,000
Devices/VDOMs (Maximum)	150	180	200
Max Number of Days Analytics**	40	28	30
<b>Options Supported</b>			
FortiGuard Indicator of Compromise (IOC)	✓	✓	✓
<b>Hardware Specifications</b>			
Form Factor	1 RU Rackmount	1 RU Rackmount	1 RU Rackmount
Total Interfaces	2 x RJ45 GE	2 x RJ45 GE, 2 x SFP	4 x GE
Storage Capacity	4 TB (1 x 4 TB)	8 TB (2 x 4 TB)	12 TB (4 x 3 TB)
Usable Storage (After RAID)	4 TB	4 TB	6 TB
Removable Hard Drives	No	No	✓
RAID Levels Supported	N/A	RAID 0/1	RAID 0/1/5/10
RAID Type	N/A	Software	Software
Default RAID Level	N/A	1	10
Redundant Hot Swap Power Supplies	No	No	No
<b>Dimensions</b>			
Height x Width x Length (inches)	1.75 x 17.0 x 15.0	1.75 x 17.0 x 15.0	1.7 x 17.2 x 19.8
Height x Width x Length (cm)	4.4 x 43.2 x 38.1	4.4 x 43.2 x 38.0	4.3 x 43.7 x 50.3
Weight	17.1 lbs (7.8 kg)	18.9 lbs (8.6 kg)	31 lbs (14.1 kg)
<b>Environment</b>			
AC Power Supply	100–240V AC, 60–50 Hz	100–240V AC, 60–50 Hz	100–240V AC, 60–50 Hz
Power Consumption (Average / Maximum)	49W / 114W	65W / 130W	93W / 133W
Heat Dissipation	390 BTU/h	445 BTU/h	456 BTU/h
Operating Temperature	32–104° F (0–40° C)	32–104° F (0–40° C)	41–95° F (5–35° C)
Storage Temperature	95–158° F (-35–70° C)	95–158° F (-35–70° C)	-40–140° F (-40–60° C)
Humidity	20 to 90% non-condensing	20 to 90% non-condensing	8– 90% non-condensing
Operating Altitude	Up to 7,400 ft (2,250 m)	Up to 7,400 ft (2,250 m)	Up to 9,842 ft (3,000 m)
<b>Compliance</b>			
Safety Certifications	FCC Part 15 Class A, C-Tick, VCCI, CE, UL/cUL, CB	FCC Part 15 Class A, C-Tick, VCCI, CE, UL/cUL, CB	FCC Part 15 Class A, C-Tick, VCCI, CE, UL/cUL, CB

\* Sustained Rate - maximum constant log message rate that the FAZ platform can maintain for minimum 48 hours without SQL database and system performance degradation.

\*\*is the max number of days if receiving logs continuously at the sustained analytics log rate. This number can increase if the average log rate is lower.

# Specifications



	FORTIANALYZER 800F	FORTIANALYZER 1000F	FORTIANALYZER 2000E
<b>Capacity and Performance</b>			
GB/Day of Logs	300	660	1,000
Analytic Sustained Rate (logs/sec)*	8,250	20,000	30,000
Collector Sustained Rate (logs/sec)*	12,000	30,000	45,000
Devices/VDOMs (Maximum)	800	2,000	2,000
Max Number of Days Analytics**	30	34	30
<b>Options Supported</b>			
FortiGuard Indicator of Compromise (IOC)	✓	✓	✓
<b>Hardware Specifications</b>			
Form Factor	1 RU Rackmount	2 RU Rackmount	2 RU Rackmount
Total Interfaces	4 x GE, 2 x SFP	2x 10GbE RJ45, 2x 10GbE SFP+	4 x GE, 2 x SFP+
Storage Capacity	16 TB (4 x 4 TB)	32 TB (8x 4 TB)	36 TB (12 x 3 TB)
Usable Storage (After RAID)	8 TB	24	30 TB
Removable Hard Drives	✓	✓	✓
RAID Levels Supported	RAID 0/1/5/10	RAID 0/1/5/6/10/50/60	RAID 0/1/5/6/10/50/60
RAID Type	Hardware / Hot Swappable	Hardware / Hot Swappable	Hardware / Hot Swappable
Default RAID Level	10	50	50
Redundant Hot Swap Power Supplies	✓	✓	✓
<b>Dimensions</b>			
Height x Width x Length (inches)	1.75 x 17.44 x 22.16	3.5 x 17.2 x 25.6	3.5 x 17.2 x 25.6
Height x Width x Length (cm)	4.4 x 44.3 x 56.3	8.9 x 43.7 x 65.0	8.9 x 43.7 x 64.8
Weight	28.6 lbs (13.0 kg)	34 lbs (15.42 kg)	58 lbs (26.3 kg)
<b>Environment</b>			
AC Power Supply	100–240V AC, 60–50 Hz	100–240V AC, 60–50 Hz	100–240V AC, 60–50 Hz
Power Consumption (Average / Maximum)	108W / 186W	192.5W / 275W	293.8W / 354W
Heat Dissipation	634 BTU/h	920 BTU/h	1840 BTU/h
Operating Temperature	32–104° F (0–40° C)	50–95° F (10–35° C)	50–95° F (10–35° C)
Storage Temperature	95–158° F (-35–70° C)	-40–140° F (-40–60° C)	-40–158° F (-40–70° C)
Humidity	20 to 90% non-condensing	8–90% non-condensing	8–90% non-condensing
Operating Altitude	Up to 7,400 ft (2,250 m)	Up to 7,400 ft (2,250 m)	Up to 7,400 ft (2,250 m)
<b>Compliance</b>			
Safety Certifications	FCC Part 15 Class A, C-Tick, VCCI, CE, UL/cUL, CB	FCC Part 15 Class A, C-Tick, VCCI, CE, UL/cUL, CB	FCC Part 15 Class A, C-Tick, VCCI, CE, UL/cUL, CB

\* Sustained Rate - maximum constant log message rate that the FAZ platform can maintain for minimum 48 hours without SQL database and system performance degradation.

\*\*Is the max number of days if receiving logs continuously at the sustained analytics log rate. This number can increase if the average log rate is lower.

## Specifications



	FORTIANALYZER 3000F	FORTIANALYZER 3500G	FORTIANALYZER 3700F
<b>Capacity and Performance</b>			
GB/Day of Logs	3,000	5,000	8,300
Analytic Sustained Rate (logs/sec)*	42,000	60,000	100,000
Collector Sustained Rate (logs/sec)*	60,000	90,000	150,000
Devices/VDOMs (Maximum)	4,000	10,000	10,000
Max Number of Days Analytics**	30	38	60
<b>Options Supported</b>			
FortiGuard Indicator of Compromise (IOC)	✓	✓	✓
<b>Hardware Specifications</b>			
Form Factor	3 RU Rackmount	4 RU Rackmount	4 RU Rackmount
Total Interfaces	4 x GE, 2 x SFP+	2 x GbE RJ45, 2x SFP28	2 x SFP+, 2 x 1GE
Storage Capacity	48 TB (16 x 3 TB – 48 TB max)	96 TB (24x 4 TB)	240 TB (60 x 4 TB SAS HDDs)
Usable Storage (After RAID)	42 TB	80	216 TB
Removable Hard Drives	✓	✓	✓
RAID Levels Supported	RAID 0/1/5/6/10/50/60	RAID 0/1/5/6/10/50/60	RAID 0/1/5/6/10/50/60
RAID Type	Hardware / Hot Swappable	Hardware / Hot Swappable	Hardware / Hot Swappable
Default RAID Level	50	50	50
Redundant Hot Swap Power Supplies	✓	✓	✓***
<b>Dimensions</b>			
Height x Width x Length (inches)	5.2 x 17.2 x 25.5	7.0 x 17.2 x 26.0	7 x 17.2 x 30.2
Height x Width x Length (cm)	13.2 x 43.7 x 64.8	17.8 x 43.7 x 66.0	17.8 x 43.7 x 76.7
Weight	76 lbs (34.5 kg)	90.75 lbs (41.2 kg)	118 lbs (53.5kg)
<b>Environment</b>			
AC Power Supply	100–240V AC, 50–60 Hz, 11.5 Amp Maximum	100-240 VAC, 60-50 Hz	100–240V AC, 60–50 Hz
Power Consumption (Average / Maximum)	449 W / 541W for 12 HDD	629.5W / 677.3W	850 W / 1423.4W
Heat Dissipation	1846.5 BTU/h	2345.07 BTU/h	4858 BTU/h
Operating Temperature	50–95°F (10–35°C)	41–95°F (5–35°C)	50–95°F (10–35°C)
Storage Temperature	-40–158°F (-40–70°C)	-40–140°F (-40–60°C)	-40–158°F (-40–70°C)
Humidity	8–90% non-condensing	8% to 90% (non-condensing)	8% to 90% (non-condensing)
Operating Altitude	Up to 7,400 ft (2,250 m)	Up to 7,400 ft (2,250 m)	Up to 7,000 ft (2133 m)
<b>Compliance</b>			
Safety Certifications	FCC Part 15 Class A, C-Tick, VCCI, CE, UL/cUL, CB	FCC Part 15 Class A, C-Tick, VCCI, CE, UL/cUL, CB	FCC Part 15 Class A, C-Tick, VCCI, CE, UL/cUL, CB

\* Sustained Rate - maximum constant log message rate that the FAZ platform can maintain for minimum 48 hours without SQL database and system performance degradation.

\*\* is the max number of days if receiving logs continuously at the sustained analytics log rate. This number can increase if the average log rate is lower.

\*\*\* 3700F must connect to a 200V - 240V power source.

## Order Information

Product	SKU	Description
FortiAnalyzer 200F	FAZ-200F	Centralized log and analysis appliance — 2 x RJ45 GE, 4 TB storage, up to 100 GB/day of logs.
FortiAnalyzer 300F	FAZ-300F	Centralized log and analysis appliance — 2 x RJ45 GE, 8 TB storage, up to 150 GB/day of logs.
FortiAnalyzer 400E	FAZ-400E	Centralized log and analysis appliance — 4 x GE RJ45, 12 TB storage, up to 200 GB/day of logs.
FortiAnalyzer 800F	FAZ-800F	Centralized log and analysis appliance — 4 x GE, 2 x SFP, 16 TB storage, up to 300 GB/day of logs.
FortiAnalyzer 1000F	FAZ-1000F	Centralized log and analysis appliance — 2 x 10GbE RJ45, 2 x 10GbE SFP+, 32 TB storage, dual power supplies, up to 660 GB/day of logs.
FortiAnalyzer 2000E	FAZ-2000E	Centralized log and analysis appliance — 4 x GE RJ45, 2 x SFP+, 36 TB storage, dual power supplies, up to 1,000 GB/day of logs.
FortiAnalyzer 3000F	FAZ-3000F	Centralized log and analysis appliance — 4 x GE RJ45, 2 x SFP+, 48 TB storage, dual power supplies, up to 3,000 GB/day of logs.
FortiAnalyzer 3500G	FAZ-3500G	Centralized log and analysis appliance — 2 x GbE RJ45, 2 x SFP28, 96 TB storage, dual power supplies, up to 5,000 GB/day of logs.
FortiAnalyzer 3700F	FAZ-3700F	Centralized log and analysis appliance — 2 x SFP+, 2 x 1GE slots, 240 TB storage, up to 8,300 GB/day of logs.
FortiAnalyzer-VM	FAZ-VM-BASE	Base license for stackable FortiAnalyzer-VM; 1 GB/Day of Logs and 500 GB storage capacity. Unlimited GB/Day when used in collector mode only. Designed for all supported platforms.
	FAZ-VM-GB1	Upgrade license for adding 1 GB/Day of Logs and 500 GB storage capacity.
	FAZ-VM-GB5	Upgrade license for adding 5 GB/day of logs and 3 TB storage capacity.
	FAZ-VM-GB25	Upgrade license for adding 25 GB/day of logs and 10 TB storage capacity.
	FAZ-VM-GB100	Upgrade license for adding 100 GB/day of logs and 24 TB storage capacity.
	FAZ-VM-GB500	Upgrade license for adding 500 GB/day of logs and 48 TB storage capacity.
	FAZ-VM-GB2000	Upgrade license for adding 2 TB/Day of Logs and 100 TB storage capacity.
FortiAnalyzer - Backup to Cloud Service	FC-10-FAZ00-286-02-DD	One year subscription to FortiAnalyzer storage connector service for 10TB data transfer to public cloud.
FortiGuard Indicator of Compromise (IOC) Subscription	FC-10-[Model code]-149-02-DD	1 Year Subscription license for the FortiGuard Indicator of Compromise (IOC).

[View More Datasheets](#)

**FORTINET**

[www.fortinet.com](http://www.fortinet.com)

Copyright © 2019 Fortinet, Inc. All rights reserved. Fortinet®, FortiGate®, FortiCare® and FortiGuard®, and certain other marks are registered trademarks of Fortinet, Inc., and other Fortinet names herein may also be registered and/or common law trademarks of Fortinet. All other product or company names may be trademarks of their respective owners. Performance and other metrics contained herein were attained in internal lab tests under ideal conditions, and actual performance and other results may vary. Network variables, different network environments and other conditions may affect performance results. Nothing herein represents any binding commitment by Fortinet, and Fortinet disclaims all warranties, whether express or implied, except to the extent Fortinet enters a binding written contract, signed by Fortinet's General Counsel, with a purchaser that expressly warrants that the identified product will perform according to certain expressly-identified performance metrics and, in such event, only the specific performance metrics expressly identified in such binding written contract shall be binding on Fortinet. For absolute clarity, any such warranty will be limited to performance in the same ideal conditions as in Fortinet's internal lab tests. Fortinet disclaims in full any covenants, representations, and guarantees pursuant hereto, whether express or implied. Fortinet reserves the right to change, modify, transfer, or otherwise revise this publication without notice, and the most current version of the publication shall be applicable. Fortinet disclaims in full any covenants, representations, and guarantees pursuant hereto, whether express or implied. Fortinet reserves the right to change, modify, transfer, or otherwise revise this publication without notice, and the most current version of the publication shall be applicable.